

Formal Panhellenic Recruitment Spring 2021 Video Upload Instructions

If you need any, help whatsoever with the completion of your video or your application feel free to contact Vice President of Recruitment, Jenna Doty, via email pittpanhelrecruitment@gmail.com or Lexie Elliott, Collegiate Panhellenic Association advisor, via email lexie.elliott@pitt.edu.

Things to Keep in Mind When Making Your Video

- A plain background
- The video should be filmed with your phone or laptop
- Things you might want to include in your video: your first and last name, hometown, major, hobbies, things you like to do for fun, what you are looking for in a sorority, etc.
- Wear whatever you feel comfortable in!
- This is each sorority's first impression of you so RELAX AND BE YOURSELF (try to have fun with the video!)
- **All videos should be no longer than one minute**

Once your video is recorded and ready to upload, we recommend using YouTube and the upload instructions are below.

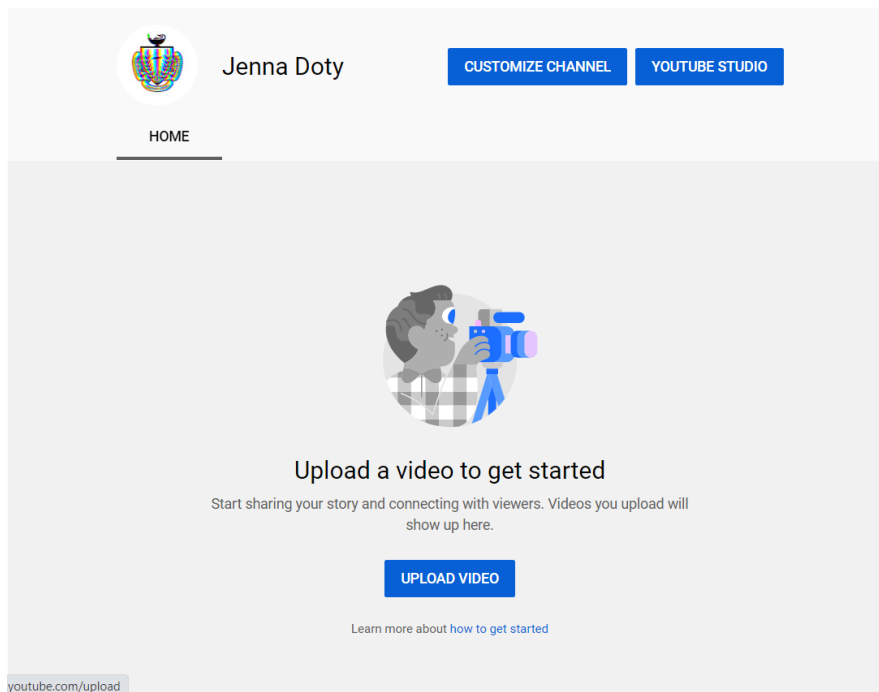
Youtube

1.) If you do not have a YouTube account, you will need to create one, but it can be easily created using a Gmail account

2.) Click on the profile icon in the top, right corner and select "your channel"

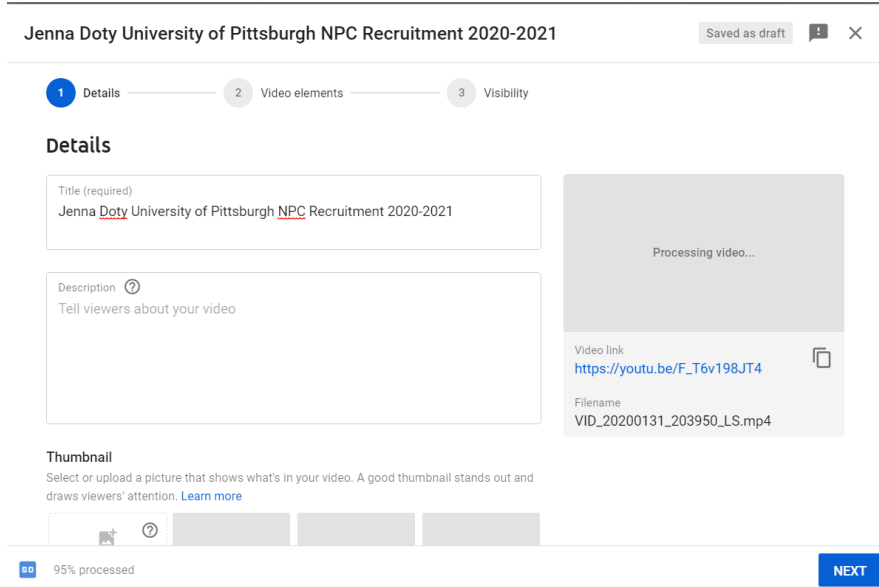
The screenshot shows the YouTube mobile app interface. At the top, there is a search bar and a profile icon. The profile icon is highlighted, and a dropdown menu is open, showing the user's name "Jenna Doty", email "PittPanhelRecruitment@gmail.c...", and a link to "Manage your Google Account". Below this, the menu options are: "Your channel", "Paid memberships", "YouTube Studio", "Switch account", "Sign out", "Dark theme: Off", "Language: English", "Location: United States", "Settings", "Your data in YouTube", "Help", "Send feedback", "Keyboard shortcuts", and "Restricted Mode: Off". The background of the app shows the YouTube home screen with a banner that says "Watch creators share their intersectional experiences" and a "RECOMMENDED" section with two video thumbnails.

3.) Select Upload Video



4.) Click “Select Files” or drag and drop the file to upload

5.) Title your video “Firstname Lastname University of Pittsburgh NPC Recruitment 2020-2021”



6.) Click next, and next again to get to reach the “visibility” page

7.) On the “visibility” page, select “unlisted,” and save the video

Jenna Doty University of Pittsburgh NPC Recruitment 2020-2021 Saved as draft ! X

Details 2 Video elements 3 Visibility

Visibility

Choose when to publish and who can see your video

Save or publish
Make your video public, unlisted, or private

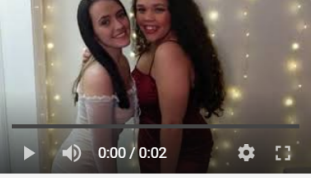
Private
Only you and people you choose can watch your video

Unlisted
Anyone with the video link can watch your video

Public
Everyone can watch your video

Set as instant Premiere ?

Schedule
Select a date to make your video public




Jenna Doty University of Pittsburgh NPC Recruitment 2020-2021

Video link
https://youtu.be/F_T6v198JT4

HD Finished processing BACK SAVE

8.) Copy the video link

Video published



Jenna Doty University of Pittsburgh NPC Recruitm...
Uploaded Jun 25, 2020

0:03

Share a link

Embed Facebook Twitter Blogger reddit Tumblr

Video link
https://youtu.be/F_T6v198JT4

Copy video link CLOSE

9.) Paste the video link into the recruitment application in ICS