



# How To Use This Guide:

- If you would like to request a set up within this guide, please reference the slide title in an email to [wmpittun@pitt.edu](mailto:wmpittun@pitt.edu) and we will recreate the set up for you. E.g. OSC Ballroom “Max Capacity Lecture”.
- Feel free to request a specialty setup, just pay attention to room dimensions and max capacities!
- More information about room diagrams can be found on [our website](#).

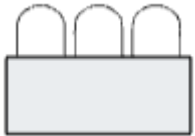
**Rounds:**



Instead of



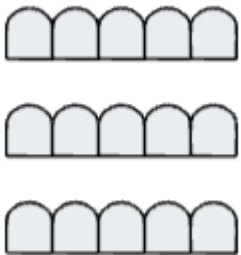
**6ft Tables:**




Instead of



**Lecture Style:**



Instead of



**Easels:**



Instead of



**Coatrack:**



Instead of



548 event chair



Nordy's event chair



Chairs: curved part is back of the chair

**Compost Bin:**



Instead of



**Cocktail Table:**



Instead of



**White Event Trash Can:**



Instead of



**Stanchions:**



**Permanent Blue Trash+Recycling Bins:**



**Event Recycling Bin:**



Instead of



**Podium:**



Instead of



**Soft Seating:**

